


## KUBE SYSTEM

### Melt on demand the way you want it.

Improve production efficiency by eliminating adhesive degradation problems with the New Kube, an enclosed system with integrated autofeeder that prevents dirt and debris from getting in the melt tank. This system features an assortment of adhesive applicator and spare part options, which are fully compatible with market standards. Multiple machine mount configurations optimize adhesive dispensing performance while using any adhesive brand, making the Kube an ideal solution for any case and carton sealing application.

- Promotes adhesive stability and reduces char by only melting adhesive as needed
- No more plugged nozzles. Automatic feeding keeps contaminants out
- Multiple mount configurations make the Kube suitable for new machine installations or to retrofit existing equipment
- Fully compatible with other industry standard hoses, guns or spare parts
- Auto Pressure Dump feature eliminates pressure when machine is open for safer operation



Operator-free, melt on demand system



Connect up to 6 hoses and guns



Protective cover provides a safer working environment while ensuring easy access to all components

User friendly control panel features the (MFC) Multi-Function Control with inputs and outputs for PLC connections, alarm lights, integrated autofeed system, and programmable PID temperature control or optional Internal MCP-6 Pattern Control








Engineered to operate with three different mount configurations, the Kube is suitable for both new machine installations, as well as system upgrades/ replacements.



Fully compatible with other market standards, the Kube can run up to 6 hoses/ guns with no ties to any brand or model.

Dimensions	 Panel	 Compact	 Split
Height (mm)	450	580	450
Length (mm)	770	280	380+480
Depth (mm)	250	550	250

Kube System Technical Specifications	
Melting Capacity	8 to 12 kg/h
Max. Hydraulic Pressure	80 Bar
Pumping Capacity	35 kg/h
Max. Viscosity	30.000 cps
Electrical Power	2000 W
Temperature Range	40° - 204°C
Max. Rate	275 kg/h
Estimated Air Consumption	120 L/min.



For more information, visit [valcomelton.com](http://valcomelton.com) or contact your local Valco Melton representative.

World Headquarters: USA, Cincinnati, Ohio (Corporate Offices) • Tel:+1.513.874.6550 • Fax: +1.513.874.3612

Europe Headquarters: Spain, Navarra • Tel:+34.948.321.580 • Fax:+34.948.326.584

Asia Headquarters: China, Xiamen, Fujian • Tel:+86.592.591.7854 • Fax:+86.592.591.7834

info@valcomelton.com • Serving over 76 Countries Worldwide • valcomelton.com